

Sømløse rør

Seamless tube

EN 10216-5, ASTM-A 269, ASTM-A 312

EN 10204 3.1 / EN 10204 3.2

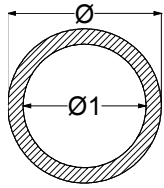


Ø mm	Wall mm	Ø1 mm	INCH-GAS-SCH Dimension	Kg / m	304/L 4301 4307	316/L 4401 4404	316Ti 4571	321 4541
6,00	1,00	4,00		0,125	⊙	⊙	⊙	●
6,00	1,50	3,00		0,169	⊙	⊙	●	●
6,00	2,00	2,00		0,200	⊙	⊙	●	●
6,35	0,51	5,33	1/4" x 0,020"	0,075	●	●		
6,35	0,71	4,93	1/4" x 0,028"	0,100	⊙	⊙		
6,35	0,89	4,57	1/4" x 0,035"	0,122	⊙	⊙		
6,35	1,24	3,87	1/4" x 0,049"	0,159	⊙	⊙		
6,35	1,65	3,05	1/4" x 0,065"	0,194	⊙	⊙		
7,00	1,00	5,00		0,150	●	●	●	○
8,00	1,00	6,00		0,175	⊙	⊙	⊙	●
8,00	1,50	5,00		0,244	⊙	⊙	⊙	●
8,00	2,00	4,00		0,300	⊙	⊙	⊙	●
8,00	2,50	3,00		0,344	●	●	●	○
9,00	1,00	7,00		0,200	●	●	●	○
9,53	0,71	8,11	3/8" x 0,028"	0,157	●	●		
9,53	0,89	7,75	3/8" x 0,035"	0,193	⊙	⊙		
9,53	1,24	7,05	3/8" x 0,049"	0,257	⊙	⊙		
9,53	1,65	6,23	3/8" x 0,065"	0,326	⊙	⊙		
9,53	2,11	5,31	3/8" x 0,083"	0,392	●	●		
10,00	1,00	8,00		0,225	⊙	⊙	⊙	●
10,00	1,50	7,00		0,319	⊙	⊙	⊙	●
10,00	2,00	6,00		0,401	⊙	⊙	⊙	●
10,00	2,50	5,00		0,470	●	●	●	○
10,00	3,00	4,00		0,526	⊙	●	●	●
10,20	1,60	7,00		0,345	●	●	○	○
10,20	2,00	6,20	1/8" GAS / BSP	0,411	⊙	⊙	⊙	●
11,00	1,50	8,00		0,357	●	●	○	●
12,00	1,00	10,00		0,275	⊙	⊙	⊙	●
12,00	1,50	9,00		0,394	⊙	⊙	⊙	●
12,00	2,00	8,00		0,501	⊙	⊙	⊙	●
12,00	2,50	7,00		0,595	●	●	●	●
12,00	3,00	6,00		0,676	●	●	●	●
12,00	4,00	4,00		0,801	●	●	●	●
12,70	0,71	11,28	1/2" x 0,028"	0,213	●	●		
12,70	0,89	10,92	1/2" x 0,035"	0,263	⊙	⊙		
12,70	1,24	10,22	1/2" x 0,049"	0,356	⊙	⊙		
12,70	1,65	9,40	1/2" x 0,065"	0,457	⊙	⊙		
12,70	2,11	8,48	1/2" x 0,083"	0,560	⊙	⊙		

Kvalitet 4462, 4539, 904L og 4845, 310S på anmodning
 Grades 4462, 4539, 904L and 4845, 310S on request

- = lager, glødd og beiset
- ⊙ = lager, blank glødd
- = ab fabrik

- = stock, annealed and pickled
- ⊙ = stock, bright annealed
- = ex works



Sømløse rør

Seamless tube

EN 10216-5, ASTM-A 269, ASTM-A 312

EN 10204 3.1 / EN 10204 3.2



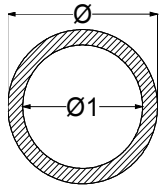
Ø mm	Wall mm	Ø1 mm	INCH-GAS-SCH Dimension	Kg / m	304/L 4301 4307	316/L 4401 4404	316Ti 4571	321 4541
13,00	1,00	11,00		0,300	⊙	○	○	○
13,00	1,50	10,00		0,432	⊙	○	○	○
13,50	1,60	10,30		0,477	●	●	●	●
13,50	2,00	9,50		0,576	●	○	○	○
13,50	2,30	8,90	1/4" GAS / BSP	0,645	●	●	●	●
13,72	1,65	10,42	1/4" SCH 10S	0,499	●	●	○	○
13,72	2,24	9,24	1/4" SCH 40S	0,644	●	●	○	○
13,72	3,02	7,68	1/4" SCH 80S	0,809	●	●	○	○
14,00	1,00	12,00		0,326	●	●	●	●
14,00	1,50	11,00		0,470	●	●	●	●
14,00	2,00	10,00		0,601	●	●	●	●
14,00	2,50	9,00		0,720	●	○	●	●
14,00	3,00	8,00		0,826	●	○	●	●
15,00	1,00	13,00		0,351	●	●	●	●
15,00	1,50	12,00		0,507	●	●	●	●
15,00	2,00	11,00		0,651	●	○	●	●
15,00	2,50	10,00		0,783	○	○	●	●
15,00	3,00	9,00		0,901	●	○	●	●
15,00	4,00	7,00		1,102	○	○	●	●
16,00	1,00	14,00		0,376	●	●	●	●
16,00	1,50	13,00		0,545	●	●	●	●
16,00	2,00	12,00		0,701	●	●	●	●
16,00	2,50	11,00		0,845	●	●	●	●
16,00	3,00	10,00		0,977	●	●	●	●
16,00	3,50	9,00		1,096	○	○	○	●
16,00	4,00	8,00		1,202	●	○	●	●
17,15	1,65	13,85	3/8" SCH 10S	0,640	●	●	○	○
17,15	2,31	12,53	3/8" SCH 40S	0,858	●	●	○	○
17,15	3,20	10,75	3/8" SCH 80S	1,118	●	●	○	
17,20	1,60	14,00		0,625	●	●	●	●
17,20	2,00	13,20		0,761	●	●	○	●
17,20	2,35	12,50	3/8" GAS / BSP	0,874	●	●	●	●
17,20	2,90	11,40		1,038	○	○	●	●
17,20	3,20	10,80		1,122	●	●	●	●
18,00	1,00	16,00		0,426	●	●	●	●
18,00	1,50	15,00		0,620	●	●	●	●
18,00	2,00	14,00		0,801	●	●	●	●
18,00	2,50	13,00		0,970	●	○	●	●
18,00	3,00	12,00		1,127	●	○	●	●
18,00	3,50	11,00		1,271	○	○	●	●
18,00	4,00	10,00		1,402	○	○	●	●

Kvalitet 4462, 4539, 904L og 4845, 310S på anmodning

Grades 4462, 4539, 904L and 4845, 310S on request

- = lager, glødd og beiset
- ⊙ = lager, blank glødd
- = ab fabrik

- = stock, annealed and pickled
- ⊙ = stock, bright annealed
- = ex works



Sømløse rør

Seamless tube

EN 10216-5, ASTM-A 269, ASTM-A 312

EN 10204 3.1 / EN 10204 3.2

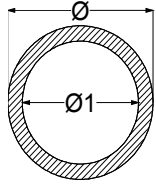


Ø mm	Wall mm	Ø1 mm	INCH-GAS-SCH Dimensions Dimension	Kg / m	304/L 4301 4307	316/L 4401 4404	316Ti 4571	321 4541
19,05	1,65	15,75	3/4" x 0,065"	0,719	●	●		●
19,05	2,11	14,83	3/4" x 0,083"	0,895	●	●		
20,00	1,00	18,00		0,476	●	○	●	●
20,00	1,50	17,00		0,695	●	●	●	●
20,00	2,00	16,00		0,901	●	●	●	●
20,00	2,50	15,00		1,096	●	●	●	●
20,00	3,00	14,00		1,277	●	●	●	●
20,00	3,50	13,00		1,446	○	○	●	●
20,00	4,00	12,00		1,603	●	●	●	●
20,00	5,00	10,00		1,878	●	○	●	●
21,30	1,60	18,10		0,789	●	●	●	●
21,30	2,00	17,30		0,967	●	●	●	●
21,30	2,60	16,10	1/2" GAS / BSP	1,217	●	●	●	●
21,30	2,90	15,50		1,336	●	○	●	●
21,30	3,20	14,90		1,450	●	○	●	●
21,34	2,11	17,12	1/2" SCH 10S	1,016	●	●	●	●
21,34	2,77	15,80	1/2" SCH 40S	1,288	●	●	●	●
21,34	3,73	13,88	1/2" SCH 80S	1,645	●	●	●	●
21,34	4,78	11,78	1/2" SCH 160	1,982	●	●	●	●
21,34	7,47	6,40	1/2" SCH XXS	2,594	○	○	○	○
22,00	1,00	20,00		0,526	●	○	●	●
22,00	1,50	19,00		0,770	●	●	●	●
22,00	2,00	18,00		1,002	●	●	●	●
22,00	2,50	17,00		1,221	●	○	●	●
22,00	3,00	16,00		1,427	●	○	●	●
22,00	4,00	14,00		1,803	●	○	●	●
23,00	1,50	20,00		0,808	●	●	●	●
24,00	2,00	20,00		1,102	●	●	●	●
25,00	1,00	23,00		0,601	●	○	●	●
25,00	1,50	22,00		0,883	●	●	●	●
25,00	2,00	21,00		1,152	●	●	●	●
25,00	2,50	20,00		1,409	●	●	●	●
25,00	3,00	19,00		1,653	●	●	●	●
25,00	3,50	18,00		1,884	○	○	●	●
25,00	4,00	17,00		2,103	●	○	●	●
25,00	5,00	15,00		2,504	●	○	●	●
25,00	6,00	13,00		2,855	○	○	●	●
25,40	1,65	22,10	1" x 0,065"	0,981	●	●		
25,40	2,11	21,18	1" x 0,083"	1,231	●	●		
26,67	2,11	22,45	3/4" SCH 10S	1,298	●	●	●	●
26,67	2,87	20,93	3/4" SCH 40S	1,710	●	●	●	●
26,67	3,91	18,85	3/4" SCH 80S	2,228	●	●	●	●
26,67	5,56	15,55	3/4" SCH 160	2,939	●	●	●	●
26,67	7,82	11,03	3/4" SCH XXS	3,691	○	○	○	○

Kvalitet 4462, 4539, 904L og 4845, 310S på anmodning
 Grades 4462, 4539, 904L and 4845, 310S on request

- = lager, glødd og beiset
- = lager, blank glødd
- = ab fabrik

- = stock, annealed and pickled
- = stock, bright annealed
- = ex works



Sømløse rør

Seamless tube

EN 10216-5, ASTM-A 269, ASTM-A 312

EN 10204 3.1 / EN 10204 3.2



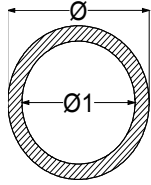
Ø mm	Wall mm	Ø1 mm	INCH-GAS-SCH Dimension	Kg / m	304/L 4301 4307	316/L 4401 4404	316Ti 4571	321 4541
26,90	1,60	23,70		1,014	●	●	●	●
26,90	2,00	22,90		1,247	●	●	●	●
26,90	2,30	22,30		1,417	○	○	●	●
26,90	2,60	21,70		1,582	●	●	●	●
26,90	2,90	21,10		1,743	●	○	●	●
26,90	3,20	20,50		1,899	●	●	●	●
26,90	4,00	18,90		2,294	●	○	●	●
28,00	1,00	26,00		0,676	●	○	●	●
28,00	1,50	25,00		0,995	●	●	●	●
28,00	2,00	24,00		1,302	●	●	●	●
28,00	2,50	23,00		1,596	●	○	●	●
28,00	3,00	22,00		1,878	○	○	●	●
28,00	3,50	21,00		2,147	○	○	●	●
28,00	4,00	20,00		2,404	○	○	●	●
28,00	5,00	18,00		2,880	●	○	●	●
30,00	1,00	28,00		0,726	●	○	●	●
30,00	1,50	27,00		1,070	●	○	●	●
30,00	2,00	26,00		1,402	●	●	●	●
30,00	2,50	25,00		1,722	●	○	●	●
30,00	2,60	24,80		1,784	●	●	●	●
30,00	3,00	24,00		2,028	●	●	●	●
30,00	3,50	23,00		2,322	●	○	●	●
30,00	4,00	22,00		2,604	●	●	●	●
30,00	5,00	20,00		3,130	●	○	●	●
32,00	1,50	29,00		1,146	●	○	○	○
32,00	2,00	28,00		1,502	●	○	●	●
32,00	2,50	27,00		1,847	●	○	●	●
32,00	3,00	26,00		2,178	●	○	●	●
32,00	4,00	24,00		2,804	○	○	●	●
33,00	1,50	30,00		1,183	●	○	○	○
33,40	2,77	27,86	1" SCH 10S	2,125	●	●	●	●
33,40	3,38	26,64	1" SCH 40S	2,541	●	●	●	●
33,40	4,55	24,30	1" SCH 80S	3,287	●	●	●	●
33,40	6,35	20,70	1" SCH 160	4,301	●	●	●	●
33,40	9,09	15,22	1" SCH XXS	5,533	○	○		

Kvalitet 4462, 4539, 904L og 4845, 310S på anmodning

Grades 4462, 4539, 904L and 4845, 310S on request

- = lager, glødd og beiset
- ◎ = lager, blank glødd
- = ab fabrik

- = stock, annealed and pickled
- ◎ = stock, bright annealed
- = ex works



Sømløse rør

Seamless tube

EN 10216-5, ASTM-A 269, ASTM-A 312

EN 10204 3.1 / EN 10204 3.2

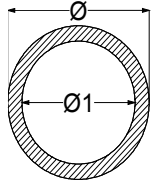


Ø mm	Wall mm	Ø1 mm	INCH-GAS-SCH Dimension	Kg / m	304/L 4301 4307	316/L 4401 4404	316Ti 4571	321 4541
33,70	1,60	30,50		1,286	●	○	○	●
33,70	2,00	29,70		1,588	●	●	●	●
33,70	2,60	28,50		2,025	●	●	●	●
33,70	2,90	27,90		2,237	○	○	●	●
33,70	3,20	27,30		2,444	●	●	●	●
33,70	3,60	26,50		2,713	●	○	●	●
33,70	4,05	25,60		3,007	●	○	●	●
33,70	4,50	24,70		3,290	○	○	●	●
33,70	5,00	23,70		3,593	○	○	●	●
34,00	2,00	30,00		1,603	●	○	○	○
35,00	1,50	32,00		1,258	●	○	●	●
35,00	2,00	31,00		1,653	●	●	●	●
35,00	2,50	30,00		2,035	●	○	●	●
35,00	3,00	29,00		2,404	●	●	●	●
35,00	4,00	27,00		3,105	●	○	○	○
35,00	5,00	25,00		3,756	○	○	●	●
36,00	2,00	32,00		1,703	●	○	●	○
38,00	1,50	35,00		1,371	●	○	●	●
38,00	2,00	34,00		1,803	●	●	●	●
38,00	2,60	32,80		2,305	●	●	●	●
38,00	3,00	32,00		2,629	●	●	●	●
38,00	4,00	30,00		3,405	●	●	●	●
38,00	5,00	28,00		4,132	●	●	●	●
38,00	6,00	26,00		4,808	○	○	●	●
40,00	1,50	37,00		1,446	●	○	●	●
40,00	2,00	36,00		1,903	●	●	●	●
40,00	2,50	35,00		2,348	●	○	●	●
40,00	3,00	34,00		2,779	●	○	●	●
40,00	4,00	32,00		3,606	●	○	●	●
40,00	5,00	30,00		4,382	●	●	●	●
42,00	2,00	38,00		2,003	●	○	●	●
42,00	3,00	36,00		2,930	●	●	●	●
42,00	6,00	30,00		5,409	●	○	●	●
42,16	2,77	36,62	1.1/4" SCH 10S	2,732	●	●	●	●
42,16	3,56	35,04	1.1/4" SCH 40S	3,441	●	●	●	●
42,16	4,85	32,46	1.1/4" SCH 80S	4,531	●	●	●	●
42,16	6,35	29,46	1.1/4" SCH 160	5,694	●	●	●	●

Kvalitet 4462, 4539, 904L og 4845, 310S på anmodning
 Grades 4462, 4539, 904L and 4845, 310S on request

- = lager, glødd og beiset
- = lager, blank glødd
- = ab fabrik

- = stock, annealed and pickled
- = stock, bright annealed
- = ex works



Sømløse rør

Seamless tube

EN 10216-5, ASTM-A 269, ASTM-A 312

EN 10204 3.1 / EN 10204 3.2



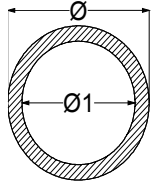
Ø mm	Wall mm	Ø1 mm	INCH-GAS-SCH Dimension	Kg / m	304/L 4301 4307	316/L 4401 4404	316Ti 4571	321 4541
42,40	1,60	39,20		1,635	●	○	○	○
42,40	2,00	38,40		2,023	●	●	●	●
42,40	2,60	37,20		2,591	●	●	●	●
42,40	2,90	36,60		2,868	○	○	●	●
42,40	3,20	36,00		3,141	●	●	●	●
42,40	3,60	35,20		3,498	●	○	●	●
42,40	4,05	34,30		3,889	●	○	●	●
43,00	1,50	40,00		1,559	●	○	●	○
44,50	2,00	40,50		2,128	●	○	●	●
44,50	2,60	39,30		2,728	●	●	●	●
44,50	2,90	38,70		3,021	●	●	●	●
44,50	4,00	36,50		4,056	●	○	●	●
45,00	2,00	41,00		2,153	●	○	○	○
45,00	3,00	39,00		3,155	○	○	●	●
45,00	3,50	38,00		3,637	○	○	●	●
45,00	5,00	35,00		5,008	○	○	●	●
48,00	4,00	40,00		4,407	●	○	○	○
48,26	2,77	42,72	1.1/2" SCH 10S	3,155	●	●	●	●
48,26	3,68	40,90	1.1/2" SCH 40S	4,108	●	●	●	●
48,26	5,08	38,10	1.1/2" SCH 80S	5,493	●	●	●	●
48,26	7,14	33,98	1.1/2" SCH 160	7,352	●	●	●	●
48,26	10,15	27,96	1.1/2" SCH XXS	9,686	○	○	○	○
48,30	1,60	45,10		1,871	●	○	●	○
48,30	2,00	44,30		2,319	●	●	●	●
48,30	2,60	43,10		2,975	●	●	●	●
48,30	2,90	42,50		3,297	○	○	●	●
48,30	3,20	41,90	1.1/2" GAS / BSP	3,614	●	●	●	●
48,30	3,60	41,10		4,029	●	○	●	●
48,30	4,05	40,20		4,487	●	○	●	●
48,30	6,30	35,70		6,626	●	○	●	●
48,30	8,00	32,30		8,073	○	○	●	●
50,00	1,50	47,00		1,822	●	○	○	○
50,00	2,00	46,00		2,404	●	●	●	●
50,00	3,00	44,00		3,531	●	○	●	●
50,00	4,00	42,00		4,607	●	○	●	●
50,00	5,00	40,00		5,634	●	○	●	●
50,00	6,00	38,00		6,611	●	○	●	●
51,00	2,00	47,00		2,454	●	●	○	○
51,00	2,60	45,80		3,151	●	○	●	●
52,00	1,50	49,00		1,897	●	○	●	●

Kvalitet 4462, 4539, 904L og 4845, 310S på anmodning

Grades 4462, 4539, 904L and 4845, 310S on request

- = lager, glødd og beiset
- ◎ = lager, blank glødd
- = ab fabrik

- = stock, annealed and pickled
- ◎ = stock, bright annealed
- = ex works



Sømløse rør

Seamless tube

EN 10216-5, ASTM-A 269, ASTM-A 312

EN 10204 3.1 / EN 10204 3.2



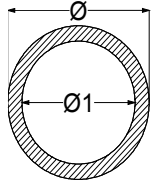
Ø mm	Wall mm	Ø1 mm	INCH-GAS-SCH Dimension	Kg / m	304/L 4301 4307	316/L 4401 4404	316Ti 4571	321 4541
53,00	1,50	50,00		1,934	●	○	●	●
54,00	2,00	50,00		2,604	●	●	●	●
55,00	2,50	50,00		3,287	●	○	○	○
55,00	5,00	45,00		6,260	●	●	●	○
57,00	2,00	53,00		2,754	●	○	●	●
57,00	2,60	51,80		3,542	●	○	●	●
57,00	2,90	51,20		3,929	●	●	●	●
57,00	3,50	50,00		4,689	○	○	●	●
57,00	4,00	49,00		5,308	●	○	●	●
57,00	4,50	48,00		5,916	○	○	●	●
57,00	5,00	47,00		6,510	○	○	●	●
60,00	5,00	50,00		6,886	●	○	●	●
60,30	1,60	57,10		2,352	●	○	●	●
60,30	2,00	56,30		2,920	●	●	●	●
60,30	2,60	55,10		3,757	●	●	●	○
60,30	2,90	54,50		4,168	●	●	●	●
60,30	3,20	53,90		4,575	●	○	●	●
60,30	3,60	53,10	2" GAS / BSP	5,111	●	●	●	●
60,30	4,00	52,30		5,639	○	○	●	●
60,30	4,50	51,30		6,288	●	○	●	●
60,30	5,00	50,30		6,924	●	○	●	●
60,30	6,30	47,70		8,519	○	○	●	●
60,30	7,10	46,10		9,458	○	○	●	●
60,30	8,00	44,30		10,477	●	○	●	●
60,30	10,00	40,30		12,595	○	○	●	●
60,33	2,77	54,79	2" SCH 10S	3,992	●	●	●	●
60,33	3,91	52,51	2" SCH 40S	5,524	●	●	●	●
60,33	5,54	49,25	2" SCH 80S	7,601	●	●	●	●
60,33	8,74	42,85	2" SCH 160	11,290	●	●	●	●
60,33	11,07	38,19	2" SCH XXS	13,655	○	○	○	○
63,50	2,60	58,30		3,965	○	●	●	●
64,00	2,00	60,00		3,105	●	○	●	○
70,00	2,00	66,00		3,405	●	○	●	●
70,00	3,00	64,00		5,033	●	○	●	●
70,00	4,00	62,00		6,611	●	○	●	●
70,00	5,00	60,00		8,138	●	○	●	●
70,00	6,30	57,40		10,049	○	○	●	●
70,00	7,00	56,00		11,043	○	○	●	●
73,03	3,05	66,93	2.1/2" SCH 10S	5,345	●	●	○	○
73,03	5,16	62,71	2.1/2" SCH 40S	8,769	●	●	●	●
73,03	7,01	59,01	2.1/2" SCH 80S	11,589	●	●	○	○
73,03	9,53	53,97	2.1/2" SCH 160	15,153	○	○	○	○

Kvalitet 4462, 4539, 904L og 4845, 310S på anmodning

Grades 4462, 4539, 904L and 4845, 310S on request

- = lager, glødd og beiset
- ◎ = lager, blank glødd
- = ab fabrik

- = stock, annealed and pickled
- ◎ = stock, bright annealed
- = ex works



Sømløse rør

Seamless tube

EN 10216-5, ASTM-A 269, ASTM-A 312

EN 10204 3.1 / EN 10204 3.2

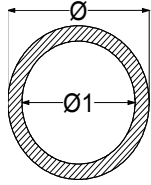


Ø mm	Wall mm	Ø1 mm	INCH-GAS-SCH Dimension	Kg / m	304/L 4301 4307	316/L 4401 4404	316Ti 4571	321 4541
76,10	2,00	72,10		3,711	●	●	●	●
76,10	2,30	71,50		4,250	○	○	●	●
76,10	2,60	70,90		4,785	●	●	●	●
76,10	2,90	70,30		5,315	●	●	●	●
76,10	3,20	69,70		5,841	●	○	●	●
76,10	3,60	68,90	2.1/2" GAS / BSP	6,535	●	●	●	●
76,10	4,00	68,10		7,222	○	○	●	●
76,10	4,50	67,10		8,068	●	○	●	●
76,10	5,00	66,10		8,902	●	○	●	●
76,10	6,30	63,50		11,011	●	○	●	●
76,10	7,10	61,90		12,267	○	○	●	●
76,10	8,00	60,10		13,642	○	○	●	●
76,10	10,00	56,10		16,551	●	○	●	●
76,10	12,50	51,10		19,907	○	○	●	●
80,00	2,00	76,00		3,906	●	○	●	●
80,00	4,00	72,00		7,612	●	○	●	●
80,00	5,00	70,00		9,390	●	○	●	●
88,90	2,00	84,90		4,352	●	○	●	●
88,90	2,30	84,30		4,987	○	○	●	●
88,90	2,60	83,70		5,618	●	●	●	●
88,90	2,90	83,10		6,245	●	○	●	●
88,90	3,05	82,80	3" SCH 10S	6,557	●	●	●	●
88,90	3,20	82,50		6,867	●	●	●	●
88,90	3,60	81,70		7,689	●	○	●	●
88,90	4,05	80,80	3" GAS / BSP	8,605	●	●	●	●
88,90	4,50	79,90		9,510	●	○	●	●
88,90	5,00	78,90		10,504	●	○	●	●
88,90	5,49	77,92	3" SCH 40S	11,466	●	●	●	●
88,90	6,30	76,30		13,030	●	○	●	●
88,90	7,62	73,66	3" SCH 80S	15,509	●	●	●	●
88,90	11,13	66,64	3" SCH 160	21,674	●	●	●	○
101,60	3,05	95,50	3.1/2" SCH 10S	7,526	●	●	○	●
101,60	3,60	94,40		8,834	●	○	●	●
101,60	4,05	93,50	3.1/2" GAS / BSP	9,893	●	○	●	●
101,60	5,00	91,60		12,094	○	○	●	●
101,60	5,74	90,12	3.1/2" SCH 40S	13,778	●	●	●	●
101,60	8,08	85,44	3.1/2" SCH 80S	18,921	●	●	○	●

Kvalitet 4462, 4539, 904L og 4845, 310S på anmodning
 Grades 4462, 4539, 904L and 4845, 310S on request

- = lager, glødd og beiset
- ◎ = lager, blank glødd
- = ab fabrik

- = stock, annealed and pickled
- ◎ = stock, bright annealed
- = ex works



Sømløse rør

Seamless tube

EN 10216-5, ASTM-A 269, ASTM-A 312

EN 10204 3.1 / EN 10204 3.2



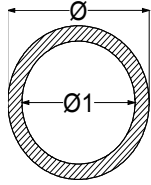
Ø mm	Wall mm	Ø1 mm	INCH-GAS-SCH Dimension	Kg / m	304/L 4301 4307	316/L 4401 4404	316Ti 4571	321 4541
108,00	3,00	102,00		7,888	●	○	●	●
108,00	3,60	100,80		9,411	●	○	●	●
108,00	4,00	100,00		10,417	●	●	●	●
108,00	5,00	98,00		12,896	●	○	●	●
108,00	6,30	95,40		16,043	●	○	●	●
108,00	8,00	92,00		20,032	○	○	○	●
114,30	2,60	109,10		7,272	●	○	●	●
114,30	3,05	108,20	4" SCH 10S	8,496	●	●	●	●
114,30	3,20	107,90		8,902	○	○	●	●
114,30	3,60	107,10		9,979	●	○	●	●
114,30	4,00	106,30		11,048	○	○	●	●
114,30	4,50	105,30		12,372	●	●	●	●
114,30	5,00	104,30		13,684	○	○	●	●
114,30	5,40	103,50		14,725	○	○	●	●
114,30	6,02	102,26	4" SCH 40S	16,322	●	●	●	●
114,30	6,30	101,70		17,037	○	○	●	●
114,30	7,10	100,10		19,058	●	○	●	●
114,30	8,56	97,18	4" SCH 80S	22,665	●	●	●	●
114,30	13,49	87,32	4" SCH 160	34,053	●	●	●	○
121,00	4,00	113,00		11,719	○	○	●	●
127,00	4,00	119,00		12,320	○	○	●	●
133,00	4,00	125,00		12,921	●	●	●	●
133,00	5,00	123,00		16,026	○	○	●	●
133,00	6,30	120,40		19,987	●	○	●	●
139,70	4,00	131,70		13,592	●	○	●	●
139,70	5,00	129,70		16,864	○	○	●	●
139,70	6,30	127,10		21,044	●	○	●	●
139,70	7,10	125,50		23,574	●	○	●	●
141,30	3,40	134,50	5" SCH 10S	11,740	●	●	○	○
141,30	6,55	128,20	5" SCH 40S	22,101	●	●	●	●
141,30	9,53	122,24	5" SCH 80S	31,444	●	●	●	●
159,00	4,50	150,00		17,409	●	○	●	●
159,00	5,00	149,00		19,281	○	○	●	○
159,00	6,30	146,40		24,089	●	○	●	●
159,00	7,10	144,80		27,005	○	○	●	●

Kvalitet 4462, 4539, 904L og 4845, 310S på anmodning

Grades 4462, 4539, 904L and 4845, 310S on request

- = lager, glødd og beiset
- ◎ = lager, blank glødd
- = ab fabrik

- = stock, annealed and pickled
- ◎ = stock, bright annealed
- = ex works



Sømløse rør

Seamless tube

EN 10216-5, ASTM-A 269, ASTM-A 312

EN 10204 3.1 / EN 10204 3.2



Ø mm	Wall mm	Ø1 mm	INCH-GAS-SCH Dimension	Kg / m	304/L 4301 4307	316/L 4401 4404	316Ti 4571	321 4541
168,28	3,40	161,48	6" SCH 10S	14,037	●	●	●	●
168,28	7,11	154,06	6" SCH 40S	28,694	●	●	●	●
168,28	10,97	146,34	6" SCH 80S	43,211	●	●	●	●
168,28	18,28	131,72	6" SCH 160	68,660	○	○	○	○
168,30	4,50	159,30		18,457	●	○	●	●
168,30	5,00	158,30		20,445	●	●	●	●
168,30	6,30	155,70		25,556	○	○	●	●
219,08	3,76	211,56	8" SCH 10S	20,272	●	●	○	○
219,08	6,30	206,48	8" SCH 20	33,566	●	●	●	●
219,08	8,18	202,72	8" SCH 40S	43,198	●	●	●	●
219,08	10,00	199,08		52,354	○	○	●	●
219,08	12,70	193,68	8" SCH 80S	65,630	●	●	●	●
273,05	4,19	264,67	10" SCH 10S	28,208	○	○	○	○
273,05	9,27	254,51	10" SCH 40S	61,229	○	○	○	○
273,05	12,70	247,65	10" SCH 80S	82,793	○	○	○	○
323,85	4,57	314,71	12" SCH 10S	36,536	○	○	○	○
323,85	9,53	304,79	12" SCH 40S	75,007	○	○	○	○
323,85	12,70	298,45	12" SCH 80S	98,948	○	○	○	○

Kvalitet 4462, 4539, 904L og 4845, 310S på anmodning
 Grades 4462, 4539, 904L and 4845, 310S on request

- = lager, glødd og beiset
- ◎ = lager, blank glødd
- = ab fabrik

- = stock, annealed and pickled
- ◎ = stock, bright annealed
- = ex works