

Gerade Verschraubung

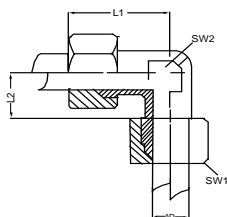
Straight union

DIN 2353 / DIN EN ISO 8434-1

EN 10204 3.1



AD	Reihe	Bar	L1	L2	SW1	SW2	Art.nr.	Kg / St	316Ti
6	L	315	44	10	14,0	12	HS10	0,06	●
8	L	315	45	11	17,0	14	HS10	0,08	●
10	L	315	48	13	19,0	17	HS10	0,11	●
12	L	315	49	14	22,0	19	HS10	0,14	●
14	S	630	63	22	27,0	24	HS15	0,30	●
15	L	315	24	16	27,0	24	HS10	0,23	●
16	S	400	65	21	30,0	27	HS15	0,35	●
18	L	315	56	16	32,0	27	HS10	0,35	●
20	S	400	73	23	36,0	32	HS15	0,58	●
22	L	160	63	20	36,0	32	HS10	0,44	●
25	S	400	84	26	46,0	41	HS15	0,95	●
28	L	160	65	21	41,0	41	HS10	0,55	●
30	S	400	88	27	50,0	46	HS15	1,12	●
35	L	160	74	20	50,0	46	HS10	0,87	○
38	S	315	99	29	60,0	55	HS15	1,69	○
42	L	160	75	21	60,0	55	HS10	1,28	○



Winkel-Verschraubung

Union elbow

DIN 2353 / DIN EN ISO 8434-1

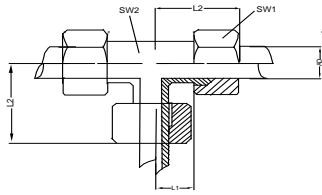
EN 10204 3.1



AD	Reihe	Bar	L1	L2	SW1	SW2	Art.nr.	Kg / St	316Ti
6	L	315	27	12,0	14	12	HE10	0,04	●
8	L	315	29	14,0	17	12	HE10	0,06	●
10	L	315	30	15,0	19	14	HE10	0,07	●
12	L	315	32	17,0	22	17	HE10	0,10	●
14	S	630	40	22,0	27	19	HE15	0,21	●
15	L	315	36	21,0	27	19	HE10	0,17	●
16	S	400	43	24,5	30	24	HE15	0,26	●
18	L	315	40	23,5	32	24	HE10	0,25	●
20	S	400	48	26,5	36	27	HE15	0,41	●
22	L	160	44	27,5	36	27	HE10	0,32	●
25	S	400	54	30,0	46	36	HE15	0,45	●
28	L	160	47	30,5	41	36	HE10	1,00	●
30	S	400	62	35,5	50	41	HE15	0,68	●
35	L	160	56	34,5	50	41	HE10	1,54	○
38	S	315	72	41,0	60	50	HE15	1,07	○
42	L	160	63	40,0	60	50	HE10	1,28	○

● = Vorrat
○ = Ab Werk

● = Stock
○ = Ex works



T-Verschraubung

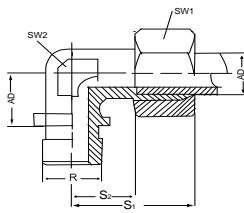
Union tee

DIN 2353 / DIN EN ISO 8434-1

EN 10204 3.1



AD	Reihe	Bar	L1	L2	SW1	SW2	Art.nr.	Kg / St	316Ti
6	L	315	12,0	27	14	12,0	HT10	0,002	●
8	L	315	14,0	29	17	12,0	HT10	0,002	●
10	L	315	15,0	60	19	14,0	HT10	0,003	●
12	L	315	17,0	32	22	17,0	HT10	0,003	●
14	S	630	22,0	40	27	17,0	HT15	0,004	●
15	L	315	21,0	36	27	19,0	HT10	0,004	●
16	S	400	24,4	43	30	24,0	HT15	0,004	●
18	L	315	23,5	40	32	24,0	HT10	0,005	●
20	S	400	26,5	48	36	27,0	HT15	0,009	●
22	L	160	27,5	44	36	27,0	HT10	0,006	●
25	S	400	3,0	54	46	36,0	HT15	0,011	●
28	L	160	30,5	47	41	36,0	HT10	0,008	●
30	S	400	35,5	62	50	41,0	HT15	0,015	●
35	L	160	34,5	56	50	41,0	HT10	0,017	○
38	S	315	41,0	72	60	50,0	HT15	0,019	○
42	L	160	40,0	63	60	50,0	HT10	0,021	○



Winkelschraub-Verschraubung

Male elbow

DIN 2353 / DIN EN ISO 8434-1

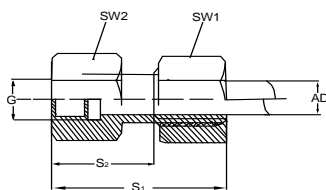
EN 10204 3.1



AD	R	Reihe	Bar	S1	S2	SW1	SW2	Art.nr.	Kg / St	316Ti
6	1/8"	L	315	27	20,0	14	12,0	HW30	0,03	●
6	1/4"	L	315	27	12,0	14	12,0	HW30	0,06	●
8	1/8"	L	315	29	14,0	17	8,0	HW30	0,05	●
8	1/4"	L	315	29	14,0	17	12,0	HW30	0,06	●
8	3/8"	L	315	32	17,0	17	12,0	HW30	0,08	●
8	1/2"	L	315	35	19,5	17	14,0	HW30	0,10	●
10	1/4"	L	315	30	15,0	19	12,0	HW30	0,06	●
10	3/8"	L	315	30	15,0	19	12,0	HW30	0,06	●
10	1/2"	L	315	37	21,0	19	14,0	HW30	0,09	●
12	1/4"	L	315	32	17,5	22	17,0	HW30	0,07	●
12	3/8"	L	315	32	17,5	22	17,0	HW30	0,08	●
12	1/2"	L	315	32	17,5	22	17,0	HW30	0,11	●
14	3/8"	S	400	40	22,0	27	19,0	HW35	0,15	●
14	1/2"	S	400	40	22,0	27	19,0	HW35	0,16	●
15	3/8"	L	315	36	21,0	27	19,0	HW30	0,12	●
15	1/2"	L	315	36	21,0	27	19,0	HW30	0,13	●
16	1/2"	S	400	43	24,5	30	24,0	HW35	0,20	●
18	1/2"	L	315	40	23,5	32	24,0	HW30	0,19	●

● = Vorrat
○ = Ab Werk

● = Stock
○ = Ex works



Gerade Aufschraub-Verschraubung

Female connector

DIN 2353 / DIN EN ISO 8434-1

EN 10204 3.1



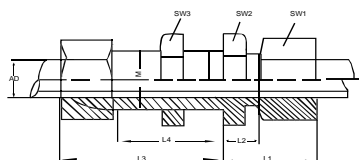
AD	G	Reihe	Bar	S1	S2	SW1	SW2	Art.nr.	Kg / St	316Ti
6	1/8"	L	315	36,0	19,0	14	14	HF20	0,03	●
6	1/4"	L	315	41,0	24,0	19	19	HF20	0,04	●
8	1/4"	L	315	36,0	24,0	17	19	HF20	0,05	●
10	1/4"	L	315	42,0	25,0	19	19	HF20	0,06	●
12	3/8"	L	315	43,0	26,0	22	24	HF20	0,09	●
12	1/2"	L	315	48,0	30,0	22	27	HF20	0,10	●
14	1/2"	S	400	52,0	32,0	27	27	HF25	0,15	●
15	3/8"	L	315	46,0	27,0	27	24	HF20	0,10	●
15	1/2"	L	315	49,0	31,0	27	27	HF20	0,11	●
16	1/2"	S	400	53,0	31,5	30	27	HF25	0,18	●
18	3/8"	L	315	47,0	26,5	32	27	HF20	0,14	●
18	1/2"	L	315	50,5	30,5	32	27	HF20	0,15	●
20	3/8"	S	400	49,0	27,5	32	36	HF25	0,25	○
20	1/2"	S	400	57,0	57,0	36	32	HF25	0,25	●
20	3/4"	S	400	60,0	60,0	36	32	HF25	0,30	●
22	3/4"	L	160	56,0	35,5	36	32	HF20	0,27	●
25	1"	S	315	66,5	37,5	46	41	HF25	0,47	●
28	1"	L	160	60,5	38,0	41	41	HF20	0,31	●
30	1.1/4"	S	315	72,5	42,0	50	55	HF25	0,72	●
35	1.1/4"	L	160	68,5	41,0	50	55	HF20	0,59	○
38	1.1/2"	S	315	79,5	43,5	60	60	HF25	0,89	○
42	1.1/2"	L	160	69,5	42,5	60	60	HF20	0,76	○

Gerade Schott-Verschraubung

Bulk head union

DIN 2353 / DIN EN ISO 8434-1

EN 10204 3.1



AD	Reihe	Bar	L1	L2	L3	L4	SW1	SW2	SW3	Art.nr.	Kg / St	316Ti
6	L	315	22	7	42	27	14,0	17,0	17,0	HB10	0,06	●
8	L	315	23	8	42	27	17,0	19,0	19,0	HB10	0,08	●
10	L	315	25	10	43	28	19,0	22,0	22,0	HB10	0,11	●
12	L	315	25	10	44	29	22,0	24,0	24,0	HB10	0,14	●
14	S	630	35	17	50	32	27,0	30,0	30,0	HB15	0,30	●
15	L	315	27	12	46	31	27,0	30,0	27,0	HB10	0,23	●
16	S	400	35	16,5	50	31,5	30,0	32,0	32,0	HB15	0,35	●
18	L	315	30	13,5	49	32,5	32,0	36,0	32,0	HB10	0,35	○
20	S	400	39	17,5	55	33,5	36,0	41,0	41,0	HB15	0,58	○
22	L	160	33	16,5	51	34,5	36,0	41,0	36,0	HB10	0,44	○
25	S	400	44	20	59	35	46,0	46,0	46,0	HB15	0,95	○
28	L	160	35	18,5	52	35,5	41,0	46,0	41,0	HB10	0,55	○
30	S	400	48	21,5	64	37,5	50,0	50,0	50,0	HB15	1,12	○
35	L	160	40	18,5	58	36,5	50,0	55,0	50,0	HB10	0,87	○
38	S	315	53	22	68	37	60,0	65,0	65,0	HB15	1,69	○
42	L	160	42	19	59	36	60,0	65,0	60,0	HB10	1,28	○

● = Vorrat
○ = Ab Werk

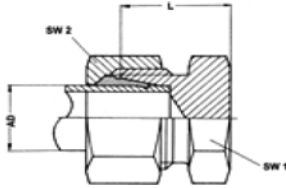
● = Stock
○ = Ex works

Verschlussstopfen

Straight cap union

DIN 2353 / DIN EN ISO 8434-1

EN 10204 3.1



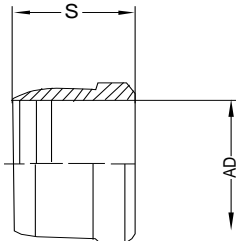
AD	Reihe	Bar	L	SW1	SW2	Art.nr.	Kg / St	316Ti
6	L	315	17,0	12	14	HK40	0,10	○
8	L	315	17,0	14	17	HK40	0,10	○
10	L	315	17,0	17	19	HK40	0,10	○
12	L	315	17,0	19	22	HK40	0,10	○
14	S	630	24,0	24	27	HK45	0,20	○
15	L	315	18,0	24	27	HK40	0,17	○
16	S	400	24,0	27	30	HK45	0,16	○
18	L	315	19,0	27	32	HK40	0,19	○
20	S	400	28,0	32	36	HK45	0,39	○
22	L	160	21,0	32	36	HK40	0,29	○
25	S	400	32,0	41	46	HK45	0,49	○
28	L	160	22,0	41	41	HK40	0,27	○
30	S	400	34,0	46	50	HK45	0,67	○
35	L	160	25,0	46	50	HK40	0,47	○
38	S	315	39,0	55	60	HK45	0,94	○
42	L	160	27,0	55	60	HK40	0,61	○

Schneidring

Cutting ring

DIN 2353 / DIN EN ISO 8434-1

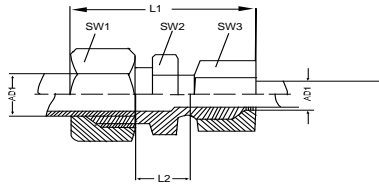
EN 10204 3.1



AD	Reihe	S1	Art.nr.	Kg / St	316Ti
6	L	9,0	HC40	0,002	●
8	L	9,0	HC40	0,002	●
10	L	9,5	HC40	0,003	●
12	L	9,5	HC40	0,003	●
14	S	10,0	HC45	0,004	●
15	L	10,0	HC40	0,004	●
16	S	10,0	HC45	0,004	●
18	L	10,0	HC40	0,005	●
20	S	11,5	HC45	0,009	●
22	L	11,0	HC40	0,006	●
25	S	12,5	HC45	0,011	●
28	L	11,0	HC40	0,008	●
30	S	12,5	HC45	0,015	●
35	L	13,5	HC40	0,017	○
38	S	13,5	HC45	0,019	○
42	L	13,5	HC40	0,021	○

● = Vorrat
○ = Ab Werk

● = Stock
○ = Ex works



Gerade Red.-Verschraubung

Straight reducing union

DIN 2353 / DIN EN ISO 8434-1

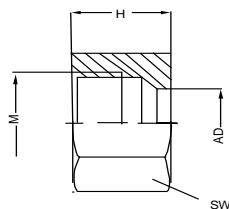
EN 10204 3.1



AD1	AD2	Reihe	Bar	L1	L2	SW1	SW2	SW3	Art.nr.	Kg / St	316Ti
8	6	L	315	45,5	11,0	17	14	14	HR10	0,05	●
10	6	L	315	47,0	12,0	19	17	14	HR10	0,06	●
10	8	L	315	47,0	12,0	19	17	17	HR10	0,06	●
12	6	L	315	48,0	13,0	22	19	14	HR10	0,06	●
12	8	L	315	48,0	13,0	22	19	17	HR10	0,07	●
12	10	L	315	49,5	14,0	22	19	19	HR10	0,08	●
14	10	S	630	60,0	20,5	27	24	22	HR15	0,13	●
14	12	S	630	60,0	20,5	27	24	24	HR15	0,17	●
15	6	L	315	50,5	14,0	27	24	14	HR10	0,10	●
15	8	L	315	50,5	14,0	27	24	17	HR10	0,11	●
15	10	L	315	52,0	15,0	27	24	19	HR10	0,11	●
15	12	L	315	52,0	15,0	27	24	22	HR10	0,12	●
16	10	S	400	60,5	20,0	30	27	22	HR15	0,19	●
16	12	S	400	60,5	20,0	30	27	24	HR15	0,19	●
16	14	S	400	63,5	21,5	30	27	27	HR15	0,22	●
18	8	L	315	52,0	14,5	32	27	27	HR10	0,12	●
18	10	L	315	53,5	15,5	32	27	19	HR10	0,15	●
18	12	L	315	53,5	15,5	32	27	22	HR10	0,16	●
18	15	L	315	56,5	16,5	32	27	27	HR10	0,18	●
20	10	S	400	65,5	22,0	36	32	22	HR15	0,27	●
20	12	S	400	65,5	22,0	36	32	24	HR15	0,28	●
20	14	S	400	68,5	23,0	36	32	27	HR15	0,30	●
20	16	S	400	69,5	23,0	36	32	30	HR15	0,32	●
22	12	L	160	57,0	17,5	36	32	22	HR10	0,20	●
22	15	L	160	59,0	18,5	36	32	27	HR10	0,22	●
22	18	L	160	60,0	18,0	36	32	32	HR10	0,25	○
25	16	S	400	74,5	25,5	46	41	30	HR15	0,55	○
25	20	S	400	79,0	25,5	46	41	36	HR15	0,56	○
28	10	L	160	60,0	20,5	41	41	19	HR10	0,25	○
28	15	L	160	62,5	19,0	41	41	27	HR10	0,30	○
28	18	L	160	61,0	19,0	41	41	32	HR10	0,31	○
28	22	L	160	64,0	21,0	41	41	36	HR10	0,31	●
30	20	S	400	81,5	26,0	50	46	36	HR15	0,78	○
30	25	S	400	86,0	26,5	50	46	46	HR15	0,80	○
35	28	L	160	70,5	21,0	50	46	41	HR10	0,46	○
38	30	S	315	95,5	29,5	60	55	50	HR15	0,87	○

● = Vorrat
○ = Ab Werk

● = Stock
○ = Ex works



Überwurfmutter

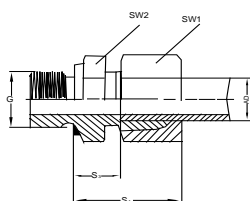
Nut

DIN 2353 / DIN EN ISO 8434-1

EN 10204 3.1



AD	Reihe	Bar	SW	H	M	Art.nr.	Kg / St	316Ti
6	L	315	14	14,5	M12x1,5	HN40	0,010	●
8	L	315	17	14,5	M14x1.5	HN40	0,015	●
10	L	315	19	15,5	M16x1.5	HN40	0,019	●
12	L	315	22	15,5	M18x1.5	HN40	0,024	●
15	L	315	27	17	M22x1.5	HN40	0,041	●
22	L	160	36	20	M30x2	HN40	0,081	●
28	L	160	41	21	M36x2	HN40	0,091	●
14	S	630	27	20,5	M22x1,5	HN45	0,050	●
16	S	400	30	20,5	M24x1,5	HN45	0,064	●
20	S	400	36	24	M30x2	HN45	0,102	●
25	S	400	46	27	M36x2	HN45	0,210	●
18	L	315	32	18	M26x1,5	HN40	0,062	○
35	L	160	50	24	M45x2	HN40	0,142	○
42	L	160	60	24	M52x2	HN40	0,220	○



Gerade Einschraub-Verschraubung

Male connector

DIN 2353 / DIN EN ISO 8434-1

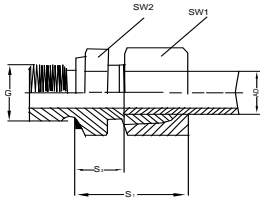
EN 10204 3.1



AD	G	Reihe	Bar	SW1	SW2	S1	S2	Art.nr.	Kg / St	316Ti
6	1/8"	L	315	14	14	23	8,5	HM20	0,03	●
6	1/4"	L	315	14	17	27	9,0	HM20	0,04	●
6	3/8"	L	315	14	22	27	11,5	HM20	0,06	●
6	1/2"	L	315	14	27	29	12,0	HM20	0,10	●
8	1/8"	L	315	17	14	26	9,5	HM20	0,03	●
8	1/4"	L	315	17	19	25	10,0	HM20	0,04	●
8	1/4"	S	630	19	19	30	15,0	HM25	0,06	○
8	3/8"	L	315	17	22	28,5	11,5	HM20	0,06	●
8	3/8"	S	630	19	22		15,5	HM25	0,08	○
8	1/2"	L	315	17	27	28,5	13,0	HM20	0,10	●
10	1/8"	L	315	19	17	27,5	11,0	HM20	0,05	●
10	1/4"	L	315	19	19	26	11,0	HM20	0,05	●
10	3/8"	S	630	22	22	31	15,0	HM25	0,06	○
10	3/8"	L	315	19	22	30,5	12,5	HM20	0,09	●
10	1/2"	L	315	19	27	32,5	13,0	HM20	0,10	●
12	1/8"	L	315	22	19	29	11,0	HM20	0,05	●
12	1/4"	L	315	22	19	30	12,0	HM20	0,06	●
12	3/8"	L	315	22	22	27	12,5	HM20	0,07	●
12	3/8"	S	630	24	22	33	17,0	HM25	0,10	○
12	1/2"	L	315	22	27	31	13,0	HM20	0,10	●
14	3/8"	S	630	27	24		17,0	HM25	0,13	●
14	1/2"	S	630	27	27	37	19,0	HM25	0,15	●
14	3/4"	S	630	27	32		19,0	HM25	0,20	●

● = Vorrat
○ = Ab Werk

● = Stock
○ = Ex works



Gerade Einschraub-Verschraubung

Male connector

DIN 2353 / DIN EN ISO 8434-1

EN 10204 3.1



AD	G	Reihe	Bar	SW1	SW2	S1	S2	Art.nr.	Kg / St	316Ti
15	1/4"	L	315,0	27	24	32	13,0	HM20	0,08	●
15	3/8"	L	315,0	27	24	31	13,5	HM20	0,10	●
15	1/2"	L	315,0	27	27	29	14,0	HM20	0,11	●
15	3/4"	L	315,0	27	32	32,5	15,0	HM20	0,17	●
16	3/8"	S	400,0	30	27		18,0	HM25	0,16	●
16	1/2"	S	400,0	30	27	18,5	14,0	HM25	0,16	●
16	3/4"	S	400,0	30	32	39	20,5	HM25	0,21	●
18	3/8"	L	315,0	32	27	33	12,5	HM20	0,14	●
18	1/2"	L	315,0	32	27	31	14,5	HM20	0,14	●
18	3/4"	L	315,0	32	32	34	14,5	HM20	0,19	●
20	1/2"	S	400,0	36	32		20,5	HM25	0,25	●
20	3/4"	S	400,0	36	32	42	20,5	HM25	0,28	●
20	1"	S	400,0	36	41		22,5	HM25	0,39	●
20	1.1/4"	S	400,0	36	50		22,5	HM25	0,40	●
20	1.1/2"	S	400,0	36	55	47	25,5	HM25	0,55	○
22	1/2"	L	160,0	36	32	37	16,5	HM20	0,20	●
22	3/4"	L	160,0	36	32	33	16,5	HM20	0,20	●
22	1"	L	160,0	36	41	38	17,5	HM20	0,29	●
25	1/2"	S	400,0	46	41		23,0	HM25	0,40	●
25	3/4"	S	400,0	46	41		23,0	HM25	0,46	●
25	1"	S	400,0	46	41	23	18,0	HM25	0,49	●
25	1.1/4"	S	400,0	46	50		23,0	HM25	0,67	●
28	1/2"	L	160,0	41	41		17,5	HM20	0,20	●
28	3/4"	L	160,0	41	41	38	17,5	HM20	0,30	●
28	1"	L	160,0	41	41	34	17,5	HM20	0,27	●
28	1.1/4"	L	160,0	41	50		18,5	HM20	0,35	●
30	1"	S	400,0	50	46		23,5	HM20	0,58	●
30	1.1/4"	S	400,0	50	50	50	23,5	HM25	0,67	●
30	1.1/2"	S	400,0	50	55		23,5	HM25	0,67	●
35	1.1/4"	L	160,0	50	50	39	17,5	HM20	0,47	○
38	1.1/4"	S	315,0	60	55		23,0	HM25	0,92	○
38	1.1/2"	S	315,0	60	55	57	26,0	HM25	0,94	○
42	1.1/2"	L	160,0	60	55	47	19,0	HM20	0,61	○

Schneidring-Paste

Can lubricant

	Kg / St	
	0,500	●

- = Vorrat
- = Ab Werk

- = Stock
- = Ex works