

## Rørholder, bejdset

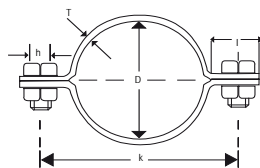
Saddle type, pickled



NPS	D mm	t mm	w mm	l mm	k mm	h mm	bolt/nut mm	Art. no	Kg / pc	316
	10,00	2,0	20,0	18,0	33,0	9,0	M8 x 20	CS 10	0,04	●
	12,00	2,0	20,0	18,0	35,0	9,0	M8 x 20	CS 10	0,05	●
	15,00	2,0	20,0	18,0	38,0	9,0	M8 x 20	CS 10	0,05	●
10,00	17,20	2,0	20,0	20,0	42,2	9,0	M8 x 20	CS 10	0,50	●
15,00	20,00	2,5	20,0	20,0	45,0	9,0	M8 x 20	CS 10	0,06	●
15,00	21,30	2,5	20,0	20,0	46,3	9,0	M8 x 20	CS 10	0,06	●
20,00	25,00	2,5	20,0	20,0	50,0	9,0	M8 x 20	CS 10	0,07	●
20,00	26,90	2,5	20,0	20,0	51,9	9,0	M8 x 20	CS 10	0,08	●
20,00	28,00	2,5	20,0	20,0	53,0	9,0	M8 x 20	CS 10	0,08	●
25,00	30,00	2,5	20,0	20,0	55,0	9,0	M8 x 20	CS 10	0,08	●
25,00	33,70	2,5	20,0	20,0	58,7	9,0	M8 x 20	CS 10	0,08	●
32,00	42,40	2,5	20,0	20,0	67,4	9,0	M8 x 20	CS 10	0,11	●
32,00	44,50	2,5	20,0	20,0	69,5	9,0	M8 x 20	CS 10	0,11	●
40,00	48,30	2,5	20,0	20,0	73,3	9,0	M8 x 20	CS 10	0,12	●
50,00	54,00	2,5	20,0	20,0	79,0	9,0	M8 x 20	CS 10	0,13	●
50,00	60,30	2,5	20,0	20,0	85,3	9,0	M8 x 20	CS 10	0,16	●
65,00	70,00	3,0	20,0	20,0	96,0	9,0	M8 x 25	CS 10	0,17	●
65,00	76,10	3,0	20,0	20,0	102,1	9,0	M8 x 25	CS 10	0,18	●
80,00	84,00	3,0	20,0	20,0	110,0	9,0	M8 x 25	CS 10	0,19	●
80,00	88,90	3,0	20,0	20,0	114,9	9,0	M8 x 25	CS 10	0,20	●
100,00	104,00	4,0	20,0	20,0	132,0	9,0	M8 x 25	CS 10	0,29	●
100,00	108,00	4,0	20,0	20,0	136,0	9,0	M8 x 25	CS 10	0,30	●
100,00	114,30	4,0	20,0	20,0	142,3	9,0	M8 x 25	CS 10	0,31	●
125,00	129,00	4,0	25,0	25,0	162,0	9,0	M8 x 25	CS 10	0,43	●
125,00	139,70	4,0	25,0	25,0	172,7	9,0	M8 x 25	CS 10	0,46	●
150,00	154,00	4,0	25,0	25,0	187,0	11,0	M10 x 30	CS 10	0,64	●
150,00	168,30	5,0	25,0	25,0	203,3	11,0	M10 x 30	CS 10	0,69	●
200,00	204,00	5,0	25,0	25,0	239,0	11,0	M10 x 30	CS 10	0,80	●
200,00	219,10	5,0	25,0	25,0	254,1	11,0	M10 x 30	CS 10	0,85	●
250,00	256,00	5,0	25,0	25,0	291,0	11,0	M10 x 30	CS 10	0,97	●
250,00	273,00	5,0	25,0	25,0	308,0	11,0	M10 x 30	CS 10	1,02	●
300,00	306,00	5,0	25,0	25,0	341,0	11,0	M10 x 30	CS 10	1,12	●
300,00	323,90	5,0	25,0	25,0	358,9	11,0	M10 x 30	CS 10	1,18	●

● = lager, bejdset

● = stock, pickled



## Rørholder, slebet K180

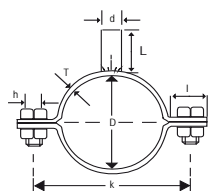
Saddle type, polished K180



NPS	D mm	t mm	w mm	l mm	k mm	h mm	bolt/nut mm	Art. no	Kg / pc	316
	25,40	2,5	20,0	20,0	50,4	9,0	M8 x 20	CS 11	0,08	⊙
20,00	28,00	2,5	20,0	20,0	53,0	9,0	M8 x 20	CS 11	0,08	⊙
	31,80	2,5	20,0	20,0	56,8	9,0	M8 x 20	CS 11	0,08	⊙
32,00	38,10	2,5	20,0	20,0	63,1	9,0	M8 x 20	CS 11	0,09	⊙
	40,00	2,5	20,0	20,0	65,0	9,0	M8 x 20	CS 11	0,11	⊙
	50,80	2,5	20,0	20,0	75,8	9,0	M8 x 20	CS 11	0,12	⊙
	52,00	2,5	20,0	20,0	77,0	9,0	M8 x 20	CS 11	0,13	⊙
	63,50	3,0	20,0	20,0	89,5	9,0	M8 x 25	CS 11	0,16	⊙
65,00	70,00	3,0	20,0	20,0	96,0	9,0	M8 x 25	CS 11	0,17	⊙
65,00	76,10	3,0	20,0	20,0	102,1	9,0	M8 x 25	CS 11	0,18	⊙
	85,00	3,0	20,0	20,0	111,0	9,0	M8 x 25	CS 11	0,20	⊙
	101,60	4,0	20,0	20,0	129,6	9,0	M8 x 25	CS 11	0,28	⊙
100,00	104,00	4,0	20,0	20,0	132,0	9,0	M8 x 25	CS 11	0,29	⊙

- = lager, bejdset
- ⊙ = lager, slebet K180

- = stock, pickled
- ⊙ = stock, polished K180



## Rørholder med rundstål, bejdset

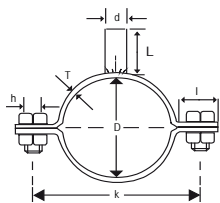
Saddle type, pickled, with round bar



NPS	D mm	t mm	w mm	l mm	L mm	d mm	bolt/nut mm	Art. no	Kg / pc	316
	12,00	2,0	20,0	18,0	100,0	10,0	M8 x 20	CT 10	0,11	●
10,00	17,20	2,0	20,0	20,0	100,0	10,0	M8 x 20	CT 10	0,12	●
15,00	20,00	2,5	20,0	20,0	100,0	10,0	M8 x 20	CT 10	0,12	●
15,00	21,30	2,5	20,0	20,0	100,0	10,0	M8 x 20	CT 10	0,12	●
20,00	25,00	2,5	20,0	20,0	100,0	10,0	M8 x 20	CT 10	0,12	●
20,00	26,90	2,5	20,0	20,0	100,0	10,0	M8 x 20	CT 10	0,13	●
20,00	28,00	2,5	20,0	20,0	100,0	10,0	M8 x 20	CT 10	0,13	●
25,00	33,70	2,5	20,0	20,0	100,0	10,0	M8 x 20	CT 10	0,13	●
32,00	42,40	2,5	20,0	20,0	100,0	10,0	M8 x 20	CT 10	0,18	●
32,00	44,50	2,5	20,0	20,0	100,0	10,0	M8 x 20	CT 10	0,18	●
40,00	48,30	2,5	20,0	20,0	100,0	10,0	M8 x 20	CT 10	0,18	●
50,00	54,00	2,5	20,0	20,0	100,0	10,0	M8 x 20	CT 10	0,19	●
50,00	60,30	2,5	20,0	20,0	100,0	10,0	M8 x 20	CT 10	0,22	●
65,00	70,00	3,0	20,0	20,0	150,0	10,0	M8 x 25	CT 10	0,31	●
65,00	76,10	3,0	20,0	20,0	150,0	10,0	M8 x 25	CT 10	0,32	●
80,00	84,00	3,0	20,0	20,0	150,0	10,0	M8 x 25	CT 10	0,33	●
80,00	88,90	3,0	20,0	20,0	150,0	10,0	M8 x 25	CT 10	0,34	●
100,00	104,00	4,0	20,0	20,0	150,0	10,0	M8 x 25	CT 10	0,42	●
100,00	114,30	4,0	20,0	20,0	150,0	10,0	M8 x 25	CT 10	0,45	●

- = lager, bejdset
- ⊙ = lager, slebet K180

- = stock, pickled
- ⊙ = stock, polished K180



## Rørholder med rundstål, slebet K180

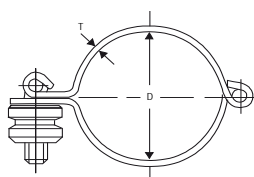
Saddle type, polished G180, with round bar



NPS	D mm	t mm	w mm	l mm	L mm	d mm	bolt/nut mm	Art. no	Kg / pc	316
	25,40	2,5	20,0	20,0	100,0	10,0	M8 x 20	CT 11	0,13	☉
<b>20,00</b>	28,00	2,5	20,0	20,0	100,0	10,0	M8 x 20	CT 11	0,13	☉
	31,80	2,5	20,0	20,0	100,0	10,0	M8 x 20	CT 11	0,13	☉
<b>32,00</b>	38,10	2,5	20,0	20,0	100,0	10,0	M8 x 20	CT 11	0,14	☉
	40,00	2,5	20,0	20,0	100,0	10,0	M8 x 20	CT 11	0,17	☉
	50,80	2,5	20,0	20,0	100,0	10,0	M8 x 20	CT 11	0,19	☉
	52,00	2,5	20,0	20,0	100,0	10,0	M8 x 20	CT 11	0,19	☉
	63,50	3,0	20,0	20,0	150,0	12,0	M8 x 25	CT 11	0,30	☉
<b>65,00</b>	70,00	3,0	20,0	20,0	150,0	12,0	M8 x 25	CT 11	0,31	☉
<b>65,00</b>	76,10	3,0	20,0	20,0	150,0	12,0	M8 x 25	CT 11	0,32	☉
	85,00	3,0	20,0	20,0	150,0	12,0	M8 x 25	CT 11	0,33	☉
	101,60	4,0	20,0	20,0	150,0	12,0	M8 x 25	CT 11	0,42	☉
<b>100,00</b>	104,00	4,0	20,0	20,0	150,0	12,0	M8 x 25	CT 11	0,43	☉

☉ = lager, slebet K180

☉ = stock, polished K180



## Rørholder, hængslet, slebet K180

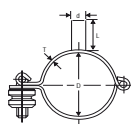
Hinge type, polished G180



NPS	D mm	t mm	w mm	l mm	swing bolt mm	Art. no	Kg / pc	316
	25,40	2,5	20,0	20,0	M8	CH 11	0,09	☉
<b>20,00</b>	28,00	2,5	20,0	20,0	M8	CH 11	0,10	☉
	31,80	2,5	20,0	20,0	M8	CH 11	0,10	☉
<b>32,00</b>	38,10	2,5	20,0	20,0	M8	CH 11	0,11	☉
	40,00	2,5	20,0	20,0	M8	CH 11	0,11	☉
	48,30	2,5	20,0	20,0	M8	CH 11	0,13	☉
	50,80	2,5	20,0	20,0	M8	CH 11	0,13	☉
	52,00	2,50	20,00	20,00	M8	CH 11	0,14	☉
	63,50	3,0	20,0	20,0	M8	CH 11	0,15	☉
<b>65,00</b>	70,00	3,0	20,0	20,0	M8	CH 11	0,16	☉
<b>65,00</b>	76,10	3,0	20,0	20,0	M8	CH 11	0,17	☉
	85,00	3,0	20,0	20,0	M8	CH 11	0,18	☉
	88,90	3,0	20,0	20,0	M8	CH 11	0,19	☉
	101,60	4,0	20,0	20,0	M8	CH 11	0,20	☉
<b>100,00</b>	104,00	4,0	20,0	20,0	M8	CH 11	0,21	☉

☉ = lager, slebet K180

☉ = stock, polished K180



## Rørholder med rundstål, hængslet, slebet K180

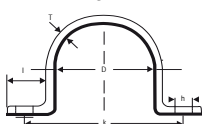
Hinge type, polished G180, with round bar



NPS	D mm	t mm	w mm	l mm	L mm	d mm	swing bolt mm	Art. no	Kg / pc	316
	25,40	2,5	20,0	20,0	100,0	10,0	M8	CI 11	0,14	☉
20,00	28,00	2,5	20,0	20,0	100,0	10,0	M8	CI 11	0,15	☉
	31,80	2,5	20,0	20,0	100,0	10,0	M8	CI 11	0,16	☉
32,00	38,10	2,5	20,0	20,0	100,0	10,0	M8	CI 11	0,17	☉
	40,00	2,5	20,0	20,0	100,0	10,0	M8	CI 11	0,18	☉
	50,80	2,5	20,0	20,0	100,0	10,0	M8	CI 11	0,19	☉
	52,00	2,5	20,0	20,0	100,0	10,0	M8	CI 11	0,19	☉
	63,50	3,0	20,0	20,0	150,0	12,0	M8	CI 11	0,21	☉
65,00	70,00	3,0	20,0	20,0	150,0	12,0	M8	CI 11	0,21	☉
65,00	76,10	3,0	20,0	20,0	150,0	12,0	M8	CI 11	0,30	☉
	85,00	3,0	20,0	20,0	150,0	12,0	M8	CI 11	0,32	☉
	101,60	4,0	20,0	20,0	150,0	12,0	M8	CI 11	0,34	☉
100,00	104,00	4,0	20,0	20,0	150,0	12,0	M8	CI 11	0,34	☉

☉ = lager, slebet K180

☉ = stock, polished K180



## U-bøjle, bejdsset

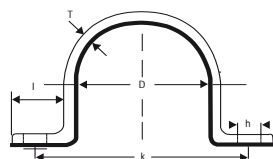
U-clip, pickled



NPS	D mm	t mm	w mm	l mm	k mm	bolt hole mm	Art. no	Kg / pc	316
	10,00	2,0	20,0	18,0	34,0	9	CU 10	0,02	●
	12,00	2,0	20,0	18,0	36,0	9	CU 10	0,02	●
10,00	17,20	2,0	20,0	20,0	41,2	9	CU 10	0,02	●
15,00	20,00	2,0	20,0	20,0	44,0	9	CU 10	0,03	●
15,00	21,30	2,0	20,0	20,0	45,3	9	CU 10	0,03	●
20,00	25,00	2,0	20,0	20,0	49,0	9	CU 10	0,03	●
20,00	26,90	2,0	20,0	20,0	50,9	9	CU 10	0,03	●
25,00	30,00	2,0	20,0	20,0	54,0	9	CU 10	0,04	●
25,00	33,70	2,0	20,0	20,0	57,7	9	CU 10	0,04	●
32,00	42,40	2,5	20,0	20,0	67,4	9	CU 10	0,06	●
32,00	44,50	2,5	20,0	20,0	69,5	9	CU 10	0,06	●
40,00	48,30	2,5	20,0	20,0	73,3	9	CU 10	0,06	●
50,00	54,00	2,5	20,0	20,0	79,0	9	CU 10	0,07	●
50,00	60,30	3,0	20,0	20,0	86,3	9	CU 10	0,09	●
65,00	70,00	3,0	20,0	20,0	96,0	9	CU 10	0,10	●
65,00	76,10	3,0	20,0	20,0	102,1	9	CU 10	0,11	●
80,00	84,00	3,0	20,0	20,0	110,0	9	CU 10	0,12	●
80,00	88,90	3,0	20,0	20,0	114,9	9	CU 10	0,13	●
100,00	104,00	4,0	20,0	20,0	132,0	9	CU 10	0,19	●
100,00	108,00	4,0	20,0	20,0	136,0	9	CU 10	0,20	●
100,00	114,30	4,0	20,0	20,0	142,3	9	CU 10	0,21	●
125,00	129,00	4,0	25,0	25,0	162,0	11	CU 10	0,30	●
125,00	139,70	4,0	25,0	25,0	172,7	11	CU 10	0,32	●
150,00	154,00	4,0	25,0	25,0	187,0	11	CU 10	0,35	●
150,00	168,30	5,0	25,0	25,0	203,3	11	CU 10	0,49	●
200,00	204,00	5,0	25,0	25,0	239,0	11	CU 10	0,57	●
200,00	219,10	5,0	25,0	25,0	254,1	11	CU 10	0,61	●
250,00	256,00	5,0	25,0	25,0	291,0	11	CU 10	0,70	●
250,00	273,00	5,0	25,0	25,0	308,0	11	CU 10	0,74	●
300,00	306,00	5,0	25,0	25,0	341,0	11	CU 10	0,83	●
300,00	323,90	5,00	25,00	25,00	358,90	11	CU 10	0,88	●

● = lager, bejdsset

● = stock, pickled



## U-bøjle, slebet K180

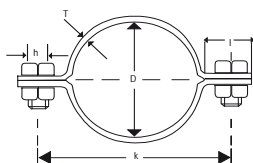
U-clip, polished G180



NPS	D mm	t mm	w mm	l mm	k mm	žolt hole mm	Art. no	Kg / pc	316
	25,40	2,50	20,00	20,00	49,40	9	CU 11	0,03	☉
20,00	28,00	2,50	20,00	20,00	52,00	9	CU 11	0,03	☉
	31,80	2,5	20,0	20,0	55,8	9	CU 11	0,04	☉
32,00	38,10	2,5	20,0	20,0	63,1	9	CU 11	0,04	☉
	40,00	2,5	20,0	20,0	65,0	9	CU 11	0,05	☉
	50,80	2,5	20,0	20,0	75,8	9	CU 11	0,06	☉
	52,00	2,5	20,0	20,0	77,0	9	CU 11	0,07	☉
	63,50	3,0	20,0	20,0	89,5	9	CU 11	0,10	☉
65,00	70,00	3,0	20,0	20,0	96,0	9	CU 11	0,10	☉
65,00	76,10	3,0	20,0	20,0	102,1	9	CU 11	0,11	☉
	85,00	3,0	20,0	20,0	111,0	9	CU 11	0,12	☉
	101,60	4,0	20,0	20,0	129,6	9	CU 11	0,19	☉
100,00	104,00	4,0	20,0	20,0	132,0	9	CU 11	0,19	☉

☉ = lager, slebet K180

☉ = stock, polished K180



## Rørholder, spejlpoleret

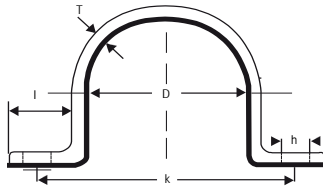
Saddle type, mirror polished



NPS	D mm	t mm	w mm	l mm	k mm	h mm	bolt/nut mm	Art. no	Kg / pc	304
	12,00	2,0	20,0	18,0	35,0	9,0	M8 x 20	CS 12	0,05	●
10,00	17,20	2,0	20,0	20,0	42,2	9,0	M8 x 20	CS 12	0,05	●
15,00	20,00	2,5	20,0	20,0	45,0	9,0	M8 x 20	CS 12	0,06	●
15,00	21,30	2,5	20,0	20,0	46,3	9,0	M8 x 20	CS 12	0,06	●
	25,40	2,5	20,0	20,0	50,0	9,0	M8 x 20	CS 12	0,07	●
20,00	26,90	2,5	20,0	20,0	51,9	9,0	M8 x 20	CS 12	0,08	●
20,00	28,00	2,5	20,0	20,0	53,0	9,0	M8 x 20	CS 12	0,08	●
	31,80	2,5	20,0	20,0	56,8	9,0	M8 x 20	CS 12	0,08	●
25,00	33,70	2,5	20,0	20,0	58,7	9,0	M8 x 20	CS 12	0,08	●
	38,10	2,5	20,0	20,0	63,1	9,0	M8 x 20	CS 12	0,09	●
	40,00	2,5	20,0	20,0	65,0	9,0	M8 x 20	CS 12	0,11	●
32,00	42,40	2,5	20,0	20,0	67,4	9,0	M8 x 20	CS 12	0,11	●
40,00	48,30	2,5	20,0	20,0	73,3	9,0	M8 x 20	CS 12	0,12	●
	50,80	2,5	20,0	20,0	75,8	9,0	M8 x 20	CS 12	0,12	●
	52,00	2,5	20,0	20,0	77,0	9,0	M8 x 20	CS 12	0,13	●
50,00	60,30	2,5	20,0	20,0	85,3	9,0	M8 x 20	CS 12	0,16	●
	63,50	3,0	20,0	20,0	89,5	9,0	M8 x 25	CS 12	0,16	●
65,00	70,00	3,0	20,0	20,0	96,0	9,0	M8 x 25	CS 12	0,17	●
65,00	76,10	3,0	20,0	20,0	102,1	9,0	M8 x 25	CS 12	0,18	●
80,00	84,00	3,0	20,0	20,0	110,0	9,0	M8 x 25	CS 12	0,19	●
80,00	88,90	3,0	20,0	20,0	114,9	9,0	M8 x 25	CS 12	0,20	●
100,00	104,00	4,0	20,0	20,0	132,0	9,0	M8 x 25	CS 12	0,29	●
100,00	114,30	4,0	20,0	20,0	142,3	9,0	M8 x 25	CS 12	0,31	●

● = lager, spejlpoleret

● = stock, mirror polished



## U-bøjle, spejlpoleret

U-clip, mirror polished



NPS	D mm	t mm	w mm	l mm	k mm	h mm	bolt hole mm	Art. no	Kg / pc	304
	12,00	2,0	20,0	18,0	36,0	9,0	9,00	CU 12	0,02	○
10,00	17,20	2,0	20,0	20,0	41,2	9,0	9,00	CU 12	0,20	○
15,00	20,00	2,0	20,0	20,0	44,0	9,0	9,00	CU 12	0,03	○
15,00	21,30	2,0	20,0	20,0	45,3	9,0	9,00	CU 12	0,03	○
	25,40	2,0	20,0	20,0	49,4	9,0	9,00	CU 12	0,03	○
20,00	26,90	2,0	20,0	20,0	50,9	9,0	9,00	CU 12	0,03	○
20,00	28,00	2,0	20,0	20,0	52,0	9,0	9,00	CU 12	0,03	○
	31,80	2,0	20,0	20,0	55,8	9,0	9,00	CU 12	0,04	○
25,00	33,70	2,0	20,0	20,0	57,7	9,0	9,00	CU 12	0,04	○
	38,10	2,5	20,0	20,0	63,1	9,0	9,00	CU 12	0,04	○
	40,00	2,5	20,0	20,0	65,0	9,0	9,00	CU 12	0,05	○
32,00	42,40	2,5	20,0	20,0	67,4	9,0	9,00	CU 12	0,06	○
40,00	48,30	2,5	20,0	20,0	73,3	9,0	9,00	CU 12	0,06	○
	50,80	2,5	20,0	20,0	75,8	9,0	9,00	CU 12	0,06	○
	52,00	2,5	20,0	20,0	77,0	9,0	9,00	CU 12	0,07	○
50,00	60,30	2,5	20,0	20,0	79,0	9,0	9,00	CU 12	0,09	○
	63,50	3,0	20,0	20,0	89,5	9,0	9,00	CU 12	0,10	○
65,00	70,00	3,0	20,0	20,0	96,0	9,0	9,00	CU 12	0,10	○
65,00	76,10	3,0	20,0	20,0	102,1	9,0	9,00	CU 12	0,11	○
80,00	84,00	3,0	20,0	20,0	110,0	9,0	9,00	CU 12	0,12	○
80,00	88,90	3,0	20,0	20,0	114,9	9,0	9,00	CU 12	0,13	○
100,00	104,00	4,0	20,0	20,0	132,0	9,0	9,00	CU 12	0,19	○
100,00	114,30	4,0	20,0	20,0	142,3	9,0	9,00	CU 12	0,21	○

○ = lager, spejlpoleret

○ = stock, mirror polished