

## TIG / LS gelaste corrosie buis

TIG / LS welded corrosion tubes

EN 10217-7, ASTM-A 778, ASTM-A 312

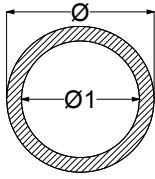
EN 10204 3.1



Ø mm	Wanddikte Wall mm	Ø1 mm	INCH-GAS-SCH dimensions	Kg / m	304/L 4301 4307	316L 4404	316Ti 4571
6,00	1,00	4,00		0,125	● ◎	● ◎	●
8,00	1,00	6,00		0,175	● ◎	● ◎	●
8,00	1,50	5,00		0,244	●	●	
10,00	1,00	8,00		0,225	● ◎	● ◎	●
10,00	1,50	7,00		0,319	● ◎	●	○
12,00	1,00	10,00		0,275	● ◎	● ◎	●
12,00	1,50	9,00		0,394	● ◎	● ◎	●
12,00	2,00	8,00		0,501	●	○	○
13,00	1,50	10,00		0,432	●	○	○
13,50	1,60	10,30		0,477	●	●	○
13,50	2,30	8,90	1/4" GAS	0,645	●	●	
13,72	1,65	10,42	1/4" SCH 10S	0,499	●	●	
13,72	2,24	9,24	1/4" SCH 40S	0,644	●	●	
14,00	1,00	12,00		0,326	●	●	○
14,00	1,50	11,00		0,470	●	●	○
14,00	2,00	10,00		0,601	●	○	○
15,00	1,00	13,00		0,351	● ◎	●	○
15,00	1,50	12,00		0,507	● ◎	● ◎	●
15,00	2,00	11,00		0,651	●	○	○
16,00	1,00	14,00		0,376	● ◎	●	○
16,00	1,50	13,00		0,545	● ◎	● ◎	○
16,00	2,00	12,00		0,701	● ◎	●	○
17,15	1,65	13,85	3/8" SCH 10S	0,640	●	●	
17,15	2,31	12,53	3/8" SCH 40S	0,858	●	●	
17,20	1,60	14,00		0,625	●	●	○
17,20	2,30	12,60	3/8" GAS	0,858	●	○	○
18,00	1,00	16,00		0,426	● ◎	● ◎ ○	○
18,00	1,50	15,00		0,620	● ◎	● ◎	○
18,00	2,00	14,00		0,801	○	●	○
19,00	1,50	16,00		0,657	● ◎	● ◎	
19,05	1,65	15,75	3/4" x 0,065"	0,719	○	○	
19,05	2,11	14,83	3/4" x 0,080"	0,895	○	○	
20,00	1,00	18,00		0,476	◎	○	
20,00	1,50	17,00		0,695	● ◎	● ◎	○
20,00	2,00	16,00		0,901	● ◎	● ◎	○
21,30	1,60	18,10		0,789	●	●	○
21,30	2,00	17,30		0,967	● ◎ ○	● ◎	○
21,30	2,65	16,00	1/2" GAS	1,238	● ◎	● ◎	○
21,34	1,65	18,04	1/2" SCH 5S	0,814	●	●	
21,34	2,11	17,12	1/2" SCH 10S	1,016	● ◎	● ◎	
21,34	2,77	15,80	1/2" SCH 40S	1,288	● ◎	● ◎	

- = voorraad, gegloeid
- ◎ = voorraad, niet gegloeid
- = voorraad, geslepen K 220 / 240
- = af fabriek

- = stock, annealed
- ◎ = stock, not annealed
- = stock, polished G 220 / 240
- = ex Works



## TIG / LS gelaste corrosie buis

TIG / LS welded corrosion tubes

EN 10217-7, ASTM-A 778, ASTM-A 312

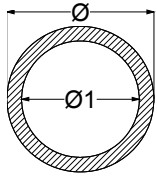
EN 10204 3.1



Ø [mm]	Wanddikte Wall mm	Ø1 mm	INCH-GAS-SCH dimensions	Kg / m	304/L 4301 4307	316L 4404	316Ti 4571
22,00	1,00	20,00		0,526	⊙	⊙	
22,00	1,20	19,60		0,625	●	●	
22,00	1,50	19,00		0,770	● ⊙	●	
22,00	2,00	18,00		1,002	●	●	
23,00	1,50	20,00		0,808	● ⊙	○	
25,00	1,00	23,00		0,601	○	○	
25,00	1,50	22,00		0,883	● ⊙	● ⊙	○
25,00	2,00	21,00		1,152	● ⊙	● ⊙	○
25,00	2,50	20,00		1,409	●		
25,40	1,25	22,90		0,756	● ⊙ ⊙	● ⊙	
25,40	1,65	22,10	1" x 0,065"	0,981	○	○	
25,40	2,11	20,28	1" x 0,080"	1,231	○	○	
26,67	1,65	23,37	3/4" SCH 5S	1,034	●	●	
26,67	2,11	22,45	3/4" SCH 10S	1,298	● ⊙	● ⊙	
26,67	2,87	20,93	3/4" SCH 40S	1,710	● ⊙	● ⊙	
26,90	1,60	23,70		1,014	●	●	○
26,90	2,00	22,90		1,247	● ⊙ ⊙	● ⊙	○
26,90	2,65	21,60	3/4" GAS	1,609	● ⊙	● ⊙	○
28,00	1,00	26,00		0,676	● ⊙	○	
28,00	1,20	25,60		0,805	●	●	
28,00	1,50	25,00		0,995	⊙	● ⊙	○
28,00	2,00	24,00		1,302	● ⊙	●	○
30,00	1,00	28,00		0,726	○		
30,00	1,50	27,00		1,070	⊙	⊙	
30,00	2,00	26,00		1,402	● ⊙	● ⊙	○
30,00	2,50	25,00		1,722	●	○	
31,80	1,25	29,30		0,956	● ⊙	○	
32,00	1,50	29,00		1,146	●	○	
32,00	2,00	28,00		1,502	●	●	
33,00	1,50	30,00		1,183	⊙	○	
33,40	1,65	30,10	1" SCH 5S	1,312	●	●	
33,40	2,77	27,86	1" SCH 10S	2,125	● ⊙	● ⊙	
33,40	3,38	26,64	1" SCH 40S	2,541	● ⊙	● ⊙	
33,70	1,60	30,50		1,286	●	●	○
33,70	2,00	29,70		1,588	● ⊙	● ⊙	○
33,70	2,60	28,50		2,025	● ⊙	● ⊙	○
33,70	3,00	27,70		2,306	●	●	○
33,70	3,25	27,20	1" GAS	2,478	● ⊙	● ⊙	○
34,00	1,00	32,00		0,826	⊙	○	
34,00	1,50	31,00		1,221	● ⊙	○	

- = voorraad, gegloeid
- ⊙ = voorraad, niet gegloeid
- ⊖ = voorraad, geslepen K 220 / 240
- = af fabriek

- = stock, annealed
- ⊙ = stock, not annealed
- ⊖ = stock, polished G 220 / 240
- = ex Works



## TIG / LS gelaste corrosie buis

TIG / LS welded corrosion tubes

EN 10217-7, ASTM-A 778, ASTM-A 312

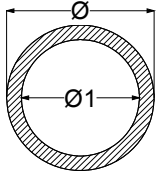
EN 10204 3.1



Ø [mm]	Wanddikte Wall mm	Ø1 mm	INCH-GAS-SCH dimensions	Kg / m	304/L 4301 4307	316L 4404	316Ti 4571
35,00	1,50	32,00		1,258	● ◎	○	○
35,00	2,00	31,00		1,653	●	●	○
38,00	2,00	34,00		1,803	●	●	○
38,00	2,50	33,00		2,222	○	○	
38,10	1,20	35,70		1,109	● ◎ ○	○	
38,10	1,50	35,10		1,375	● ◎ ○	● ◎	
40,00	1,00	38,00		0,977	● ◎ ○	○	
40,00	1,50	37,00		1,446	● ◎	○	
40,00	2,00	36,00		1,903	● ◎ ○	●	
40,00	3,00	34,00		2,779	○	○	
42,00	1,50	39,00		1,521	●	●	
42,16	1,65	38,86	1.1/4" SCH 5S	1,674	●	●	
42,16	2,77	36,62	1.1/4" SCH 10S	2,732	● ◎	● ◎	
42,16	3,56	35,04	1.1/4" SCH 40S	3,441	● ◎	● ◎	
42,40	1,60	39,20		1,635	●	●	
42,40	2,00	38,40		2,023	● ◎ ○	● ◎	○
42,40	2,60	37,20		2,591	● ◎	● ◎	○
42,40	3,00	36,40		2,960	●	●	○
42,40	3,25	35,90		3,186	● ◎	● ◎	○
43,00	1,50	40,00		1,559	○	○	
44,50	2,00	40,50		2,128	●	●	
48,26	1,65	44,96	1.1/2" SCH 5S	1,926	●	●	
48,26	2,77	42,72	1.1/2" SCH 10S	3,155	● ◎	● ◎	
48,26	3,68	40,90	1.1/2" SCH 40S	4,108	● ◎	● ◎	
48,30	1,60	45,10		1,871	●	●	
48,30	2,00	44,30		2,319	● ◎	● ◎	○
48,30	2,60	43,10		2,975	● ◎	● ◎	○
48,30	3,00	42,30		3,403	●	●	○
48,30	3,25	41,80	1.1/2" GAS	3,666	● ◎	● ◎	○
50,00	1,50	47,00		1,822	◎		
50,00	2,00	46,00		2,404	◎		
50,80	1,50	47,80		1,852	● ◎ ○	● ◎ ○	
50,80	2,00	46,80		2,444	●	●	
50,80	2,60	45,60		3,138	●	●	
52,00	1,00	50,00		1,277	● ◎	○	
52,00	1,50	49,00		1,897	● ◎		
53,00	1,50	50,00		1,934	● ◎	●	
54,00	1,50	51,00		1,972	●	●	
54,00	2,00	50,00		2,604	● ◎ ○	● ◎	

- = voorraad, gegloeid
- ◎ = voorraad, niet gegloeid
- = voorraad, geslepen K 220 / 240
- = af fabriek

- = stock, annealed
- ◎ = stock, not annealed
- = stock, polished G 220 / 240
- = ex Works



## TIG / LS gelaste corrosie buis

TIG / LS welded corrosion tubes

EN 10217-7, ASTM-A 778, ASTM-A 312

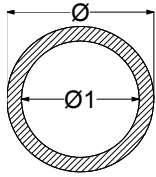
EN 10204 3.1



Ø [mm]	Wanddikte Wall mm	Ø1 mm	INCH-GAS-SCH dimensions	Kg / m	304/L 4301 4307	316L 4404	316Ti 4571
57,00	2,00	53,00		2,754	●	●	
57,00	3,00	51,00		4,056	●	●	
60,30	1,60	57,10		2,352	●	●	
60,30	2,00	56,30		2,920	● ⊙ ⊖	● ⊙	⊙
60,30	2,60	55,10		3,757	● ⊙	● ⊙	⊙
60,30	3,00	54,30		4,304	●	●	⊙
60,30	3,65	53,00	2" GAS	5,178	● ⊙	● ⊙	⊙
60,33	1,65	57,03	2" SCH 5S	2,424	●	●	
60,33	2,77	54,79	2" SCH 10S	3,992	● ⊙	● ⊙	
60,33	3,91	52,51	2" SCH 40S	5,524	● ⊙	● ⊙	
63,50	1,50	60,50		2,329	● ⊙ ⊖	●	
63,50	2,00	59,50		3,080	●	●	
63,50	2,60	58,30		3,965	●	●	
70,00	1,50	67,00		2,573	● ⊙	○	
70,00	2,00	66,00		3,405	● ⊙	○	
70,00	3,00	64,00		5,033	⊙		
73,03	2,11	68,81	2.1/2" SCH 5S	3,747	●	●	
73,03	3,05	66,93	2.1/2" SCH 10S	5,345	●	●	
73,03	5,16	62,71	2.1/2" SCH 40S	8,769	●	●	
76,10	1,50	73,10		2,802	● ⊙ ⊖	○	
76,10	1,60	72,90		2,985	○	○	
76,10	2,00	72,10		3,711	● ⊙	● ⊙	⊙
76,10	2,60	70,90		4,785	●	●	○
76,10	3,00	70,10		5,491	●	●	⊙
76,10	3,60	68,90	2.1/2" GAS	6,535	●	●	○
80,00	1,50	77,00		2,948	○		
80,00	2,00	76,00		3,906	○		
80,00	3,00	74,00		5,784	○		
83,00	1,50	80,00		3,061	○		
84,00	2,00	80,00		4,107	⊙	⊙	
85,00	2,00	81,00		4,157	⊙	⊙	
88,90	1,60	85,70		3,498	○	○	
88,90	2,00	84,90		4,352	● ⊙ ⊖	● ⊙	⊙
88,90	2,11	84,68	3" SCH 5S	4,585	● ⊙	● ⊙	
88,90	2,60	83,70		5,618	●	●	○
88,90	3,00	82,90		6,453	● ⊙	● ⊙	⊙
88,90	3,05	82,80	3" SCH 10S	6,557	● ⊙	● ⊙	
88,90	3,60	81,70		7,689	●	●	
88,90	4,05	80,80	3" GAS	8,605	●	●	○
88,90	5,49	77,92	3" SCH 40S	11,466	●	●	

- = voorraad, gegloeid
- ⊙ = voorraad, niet gegloeid
- ⊖ = voorraad, geslepen K 220 / 240
- = af fabriek

- = stock, annealed
- ⊙ = stock, not annealed
- ⊖ = stock, polished G 220 / 240
- = ex Works



## TIG / LS gelaste corrosie buis

TIG / LS welded corrosion tubes

EN 10217-7, ASTM-A 778, ASTM-A 312

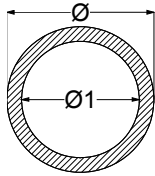
EN 10204 3.1



Ø [mm]	Wanddikte Wall mm	Ø1 mm	INCH-GAS-SCH dimensions	Kg / m	304/L 4301 4307	316L 4404	316Ti 4571
101,60	2,00	97,60		4,988	● ◎ ○	● ◎	
101,60	2,11	97,38	3.1/2" SCH 5S	5,256	○	○	
101,60	3,00	95,60		7,407	●	○	
101,60	3,05	95,50	3.1/2" SCH 10S	7,526	●	○	
101,60	4,00	93,60		9,776	●	○	
101,60	5,74	90,12	3.1/2" SCH 40S	13,778	●	○	
103,00	1,50	100,00		3,812	○	○	
104,00	2,00	100,00		5,108	● ◎	◎	
106,00	3,00	100,00		7,737	◎	◎	
108,00	2,00	104,00		5,308	●	◎	
108,00	3,00	102,00		7,888	●	●	
108,00	4,00	100,00		10,417	●	●	
114,30	2,00	110,30		5,624	● ◎	● ◎	◎
114,30	2,11	110,08	4" SCH 5S	5,927	● ◎	● ◎	
114,30	2,60	109,10		7,272	●	●	◎
114,30	3,00	108,30		8,361	● ◎	● ◎	◎
114,30	3,05	108,20	4" SCH 10S	8,496	● ◎	● ◎	
114,30	3,60	107,10		9,979	●	●	
114,30	4,00	106,30		11,048	●	●	◎
114,30	6,02	102,26	4" SCH 40S	16,322	●	●	
129,00	2,00	125,00		6,360	◎	◎	
131,00	3,00	125,00		9,615	○	○	
133,00	2,00	129,00		6,560	○	○	○
133,00	3,00	127,00		9,766	○	○	○
133,00	4,00	125,00		12,921	○	○	○
139,70	2,00	135,70		6,896	◎	◎	◎
139,70	2,60	134,50		8,926	◎	○	○
139,70	3,00	133,70		10,269	◎	◎	◎
139,70	4,00	131,70		13,592	◎	◎	○
141,30	3,40	134,50	5" SCH 10S	11,740	●	●	
141,30	6,55	128,20	5" SCH 40S	22,101	●	●	
154,00	2,00	150,00		7,612	◎	◎	
156,00	3,00	150,00		11,493	◎	◎	
159,00	2,00	155,00		7,863	○	○	○
159,00	3,00	153,00		11,719	○	○	○
159,00	4,00	151,00		15,525	○	○	○
168,28	2,77	162,74	6" SCH 5S	11,480	● ◎	● ◎	
168,28	3,40	161,48	6" SCH 10S	14,037	● ◎	● ◎	
168,28	7,11	154,06	6" SCH 40S	28,694	●	●	

- = voorraad, gegloeid
- ◎ = voorraad, niet gegloeid
- = voorraad, geslepen K 220 / 240
- = af fabriek

- = stock, annealed
- ◎ = stock, not annealed
- = stock, polished G 220 / 240
- = ex Works



## TIG / LS gelaste corrosie buis

TIG / LS welded corrosion tubes

EN 10217-7, ASTM-A 778, ASTM-A 312

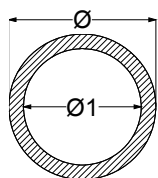
EN 10204 3.1



Ø [mm]	Wanddikte Wall mm	Ø1 mm	INCH-GAS-SCH dimensions	Kg / m	304/L 4301 4307	316L 4404	316Ti 4571
168,30	2,00	164,30		8,328	⊙	⊙	⊙
168,30	2,60	163,10		10,788	● ⊙	● ⊙	⊙
168,30	3,00	162,30		12,417	⊙	● ⊙	⊙
168,30	4,00	160,30		16,456	⊙	⊙	●
204,00	2,00	200,00		10,116	⊙	⊙	
206,00	3,00	200,00		15,249	⊙	⊙	
208,00	4,00	200,00		20,433	○		
219,08	2,77	213,54	8" SCH 5S	15,003	● ⊙	● ⊙	
219,08	3,76	211,56	8" SCH 10S	20,272	● ⊙	● ⊙	
219,08	6,35	206,38	8" SCH 20	33,825	● ⊙	● ⊙	
219,08	8,18	202,72	8" SCH 40S	43,198	●	●	
219,10	2,00	215,10		10,872	⊙	⊙	⊙
219,10	2,60	213,90		14,095	● ⊙	● ⊙	●
219,10	3,00	213,10		16,233	⊙	⊙	⊙
219,10	4,00	211,10		21,544	● ⊙	● ⊙	●
254,00	2,00	250,00		12,620	⊙	⊙	
256,00	3,00	250,00		19,005	⊙	⊙	
273,00	2,00	269,00		13,572	⊙	⊙	●
273,00	2,60	267,80		17,604	⊙	○	●
273,00	3,00	267,00		20,282	⊙	⊙	⊙
273,00	4,00	265,00		26,943	● ⊙	● ⊙	●
273,05	3,40	266,25	10" SCH 5S	22,957	●	○	
273,05	4,19	264,67	10" SCH 10S	28,208	● ⊙	● ⊙	
273,05	6,35	260,35	10" SCH 20	42,406	● ⊙	●	
273,05	9,27	254,51	10" SCH 40S	61,229	●	●	
304,00	2,00	300,00		15,124	⊙	⊙	
306,00	3,00	300,00		22,761	⊙	⊙	
323,85	3,96	315,93	12" SCH 5S	31,720	⊙	⊙	
323,85	4,57	314,71	12" SCH 10S	36,536	●	●	
323,85	6,35	311,15	12" SCH 20	50,484	● ⊙	●	
323,85	9,53	304,79	12" SCH 40S	75,007	●	●	
323,90	2,00	319,90		16,121	⊙	○	○
323,90	3,00	317,90		24,106	⊙	○	○
323,90	4,00	315,90		32,041	⊙	⊙	○
355,60	3,00	349,60		26,487	⊙	⊙	●
355,60	3,96	347,68	14" SCH 5S	34,868	⊙	⊙	
355,60	4,00	347,60		35,216	⊙	⊙	●
355,60	4,78	346,04	14" SCH 10S	41,990	●	●	
355,60	6,35	342,90	14" SCH 10	55,532		○	
355,60	9,53	336,54	14" SCH 40S	82,583	●	●	

- = voorraad, gegloeid
- ⊙ = voorraad, niet gegloeid
- = voorraad, geslepen K 220 / 240
- = af fabriek

- = stock, annealed
- ⊙ = stock, not annealed
- = stock, polished G 220 / 240
- = ex Works



## TIG / LS gelaste corrosie buis

TIG / LS welded corrosion tubes

EN 10217-7, ASTM-A 778, ASTM-A 312

EN 10204 3.1



Ø [mm]	Wanddikte Wall mm	Ø1 mm	INCH-GAS-SCH dimensions	Kg / m	304/L 4301 4307	316L 4404	316Ti 4571
406,40	3,00	400,40		30,303	⊙	⊙	⊙
406,40	4,00	398,40		40,304	⊙	⊙	⊙
406,40	4,19	398,02	16" SCH 5S	42,199	⊙	⊙	
406,40	4,78	396,84	16" SCH 10S	48,070	●	●	
406,40	6,35	393,70	16" SCH 10	63,610	○	○	
406,40	9,53	387,34	16" SCH 40S	94,706	●	●	
457,20	3,00	451,20		34,120	⊙	⊙	⊙
457,20	4,00	449,20		45,393	○	○	○
457,20	4,78	447,64	18" SCH 10S	54,151	○	○	
457,20	6,35	444,50	18" SCH 10	71,687	○	○	
457,20	9,53	438,14	18" SCH 40S	106,828	○	○	
508,00	3,00	502,00		37,936	⊙	⊙	⊙
508,00	4,00	500,00		50,481	○	○	○
508,00	5,56	496,88	20" SCH 10S	69,951	○	○	
508,00	6,35	495,30	20" SCH 10	79,764	○	○	
508,00	9,53	488,94	20" SCH 40S	118,950	○	○	
609,60	3,00	603,60		45,568	⊙	⊙	⊙
609,60	4,00	601,60		60,657	○	○	
609,60	6,35	596,90	24" SCH 10S	95,919	○	○	
609,60	9,53	590,54	24" SCH 40S	143,195	○	○	
711,20	4,00	703,20	28" x 0,157"	70,833	○	○	
711,20	6,35	698,50	28" x 0,250"	112,074	○	○	
812,80	4,00	804,80	32" x 0,157"	81,009	○	○	
812,80	6,35	800,10	32" x 0,250"	128,229	○	○	
914,40	4,00	906,40	36" x 0,157"	91,186	○	○	
914,40	6,35	901,70	36" x 0,250"	144,384	○	○	

- = voorraad, gegloeid
- ⊙ = voorraad, niet gegloeid
- = voorraad, geslepen K 220 / 240
- = af fabriek

- = stock, annealed
- ⊙ = stock, not annealed
- = stock, polished G 220 / 240
- = ex Works